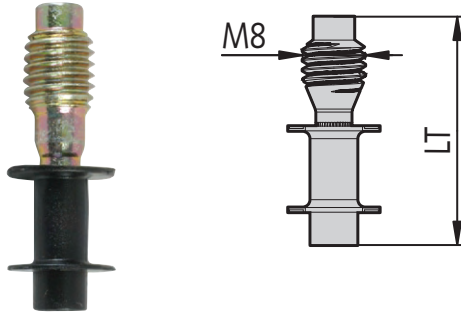




PAT SA12 Pins



Description

- Fixing of threaded pins into steel


Material properties

- High carbon steel
- Electrogalvanised - min. zinc. coating 7 µm

Tools

P370 & P200 (with specific adaptor) for low grade steel

Recommended loads

Base material	N _{Rec} (kN)	V _{Rec} (kN)
 Steel S235 thickness min. 5mm thickness max. 12mm	3.0	0.8

Nail length selection

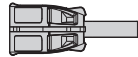
SA12	Thread diameter	Thread length	Pin length	Eurocode
SA12 8 10/25	M8	10	25	033750
SA12-8 15/30		15	30	033760

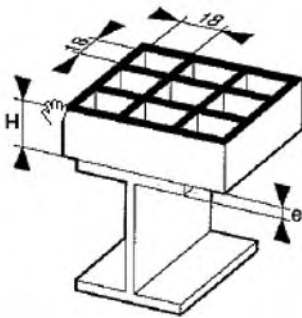
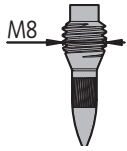
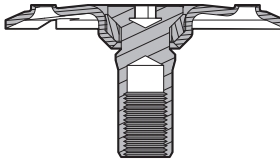
Accessories

- For SA12-8 pins, using adaptor for P200 and P370 tool:

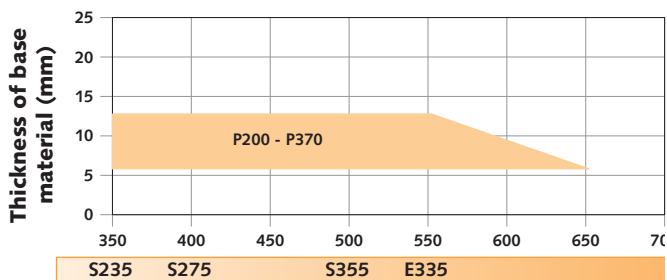
Eurocode :

P370 : - Kit SA12 – 011033





Application limit



Designation according to European standard EN 10027-1

Ultimate tensile strength of base material (N/mm²)

Applications

Fixing of grating

Suitable for grids of 20 to 55mm and base steel at least 6mm thick, with a mesh dimension no less than 18x18mm to allow clearance of the pin guide.

Material properties

Pin

- Fine carbon steel
- Electrogalvanised min. zinc coating 7 µm

Spacer washer

- Steel sleeve : 15 - 20 µm zinc plating
- Ring in thermoplastic (anti-UV)
- Steel washer with high yield limit coated with 15 to 20 µm zinc plating

Tools

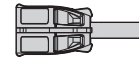
P200 - P370 (with specific adaptor) for low grade steel

Accessories

- For SA12-8 pins, using adaptor for P200 and P370 tool:

Eurocode :

- P370 : - Kit SA12 – 011033



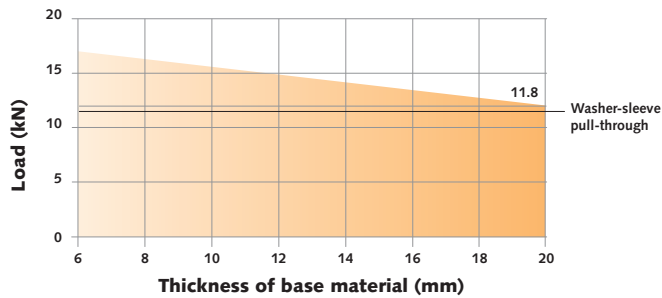
Nail length selection

Pin designation	Grid Thickness						
	25	30	35	40	45	50	55
SA 12-8 10/25 Eurocode : 033750	RE 25 499610	RE 30 499620	-	RE 40 499630	-	RE 50 499640	-
SA 12-8 15/30 Eurocode : 033760	-	RE 30 499620	RE 30 499620	RE 40 499630	RE 40 499630	RE 50 499640	RE 50 499640

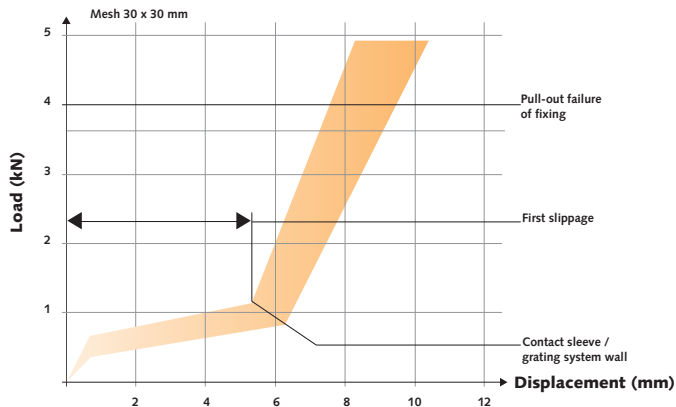
Recommended loads

The pull-through value of the spacer-washer is 11.8 kN.

Tensile

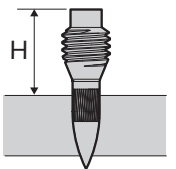


Shear



- **Fixing density** : Around 4 or 5 fixings per m² (see the specification sheet of the supplier of grating)
- **Fixing position** : Minimum distance from edge of the beam is 15mm
- **Screwing washer-sleeve** : Tighten to the torque equal to 6 Nm (correspond to the load 2.5 kN)

Fixing control

	Hmin	Hmax
	SA 12-8 10/25	10
SA 12-8 15/30	15	18.5