

Paslode Nails

Finish: **Hot Dipped Galvanized**

Nail type: **3.1mm diameter smooth shank**

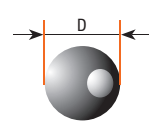
For **30° Tools**

DIAMETER	• 3.1
SHANK	• Smooth
FINISHES	• Hot Dipped Galvanized
COLLATION	• Paper laminated strip nails
TOOLS	• PSN90 • PSN100 • IM350 • IM90i


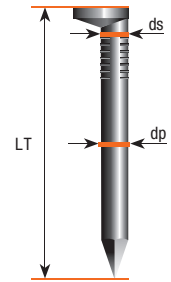
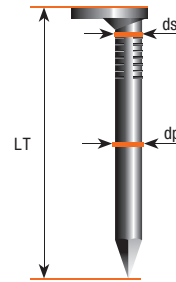
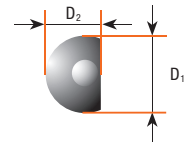
MATERIAL PROPERTIES

- **Tensile strength wire:** minimum 700 N/mm²
- **Shank diameter (ds)¹:** 3.10 mm
- **Profile diameter minimum (dp):** 3.10 mm
- **Head diameter (D-D₁-D₂)²:**
 - > RounDrive®
D=6.50 mm
 - > D-Head
D₁=7.60 mm / D₂=5.30 mm
- **Length Range (LT)¹:** 90 mm
- **Number of nails:**
 - > RounDrive®
35 nails per strip
 - > D-Head
37 nails per strip

RounDrive® smooth






D-Head smooth



INTENDED USE - CORROSION PROTECTION

- Wood to wood



Finishes	Eurocode 5 Service class	Label colour on packaging
Hot Dipped Galvanized Minimum 55 microns of zinc	Service Class 1 Indoor use 	Red ●
	Service Class 2 Outdoor protected use 	
	Service Class 3 Outdoor use 	

NAIL LENGTHS**

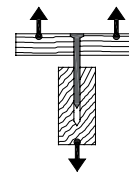
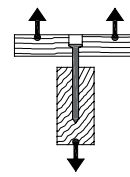
Diam.	Length in mm (LT)	Code for PSN90 / PSN100 ³	Code for IM350 ³	Code for IM90i ³
3.1	90	140389	141235 / 141267	142039

** In order to select the correct nail length for a given connection please always consult standards and good practice on your local market. Please see appendix for an example of national guidelines

CHARACTERISTIC PARAMETERS

"Calculated or tested according to EUROCODE 5"

Pull-through head	Withdrawal	Yield moment
$f_{head,k}$ [N/mm ²]	$f_{ax,k}$ [N/mm ²]	$M_{y,k}$ [Nmm]
8.58	2.45	3 979



- Connection load: please see appendix for guidelines how to calculate forces for a given connection including shearing forces
- Values are based on a mean characteristic wood density of 350 kg/m³
- Characteristic parameters must always be reduced to design values by using partial factors. See appendix for further details

¹ Tolerance according to EN10218-2 for wire diameter and according to EN14592 for the nail length

² Tolerance ± 0.3 mm

³ Please check availability of the reference in the Product Catalogue